



Department of Biochemistry  
University of Delhi South Campus

Students' Experience Survey  
Internal Quality Assurance Cell (IQAC)

2019

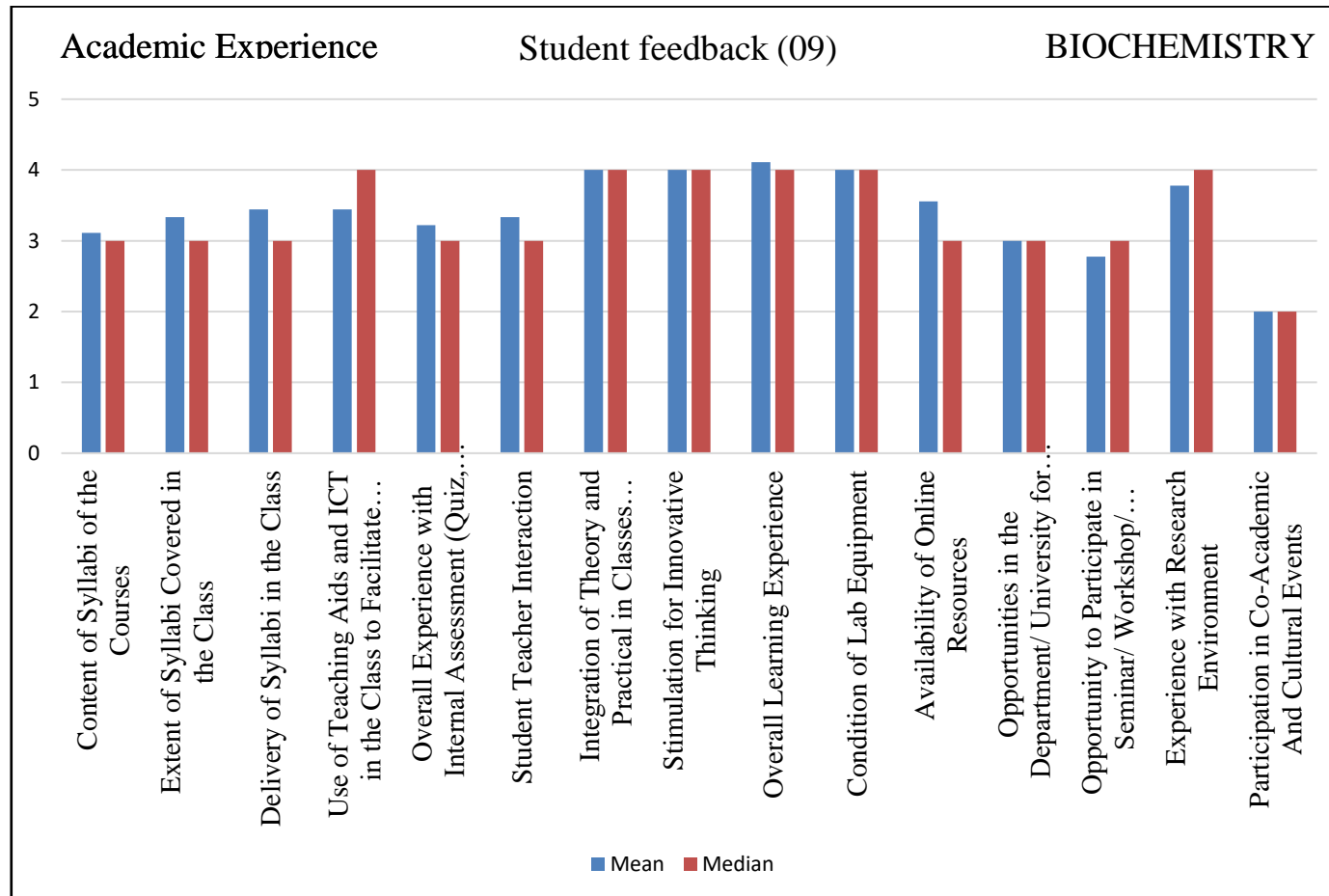
### Table of Contents

|           |                                     |   |
|-----------|-------------------------------------|---|
| <b>1.</b> | <b>Student Feedback: Bar Charts</b> |   |
|           | <i>Academic Experience</i>          | 1 |
|           | <i>Infrastructure</i>               | 2 |
|           | <i>Support System</i>               | 3 |

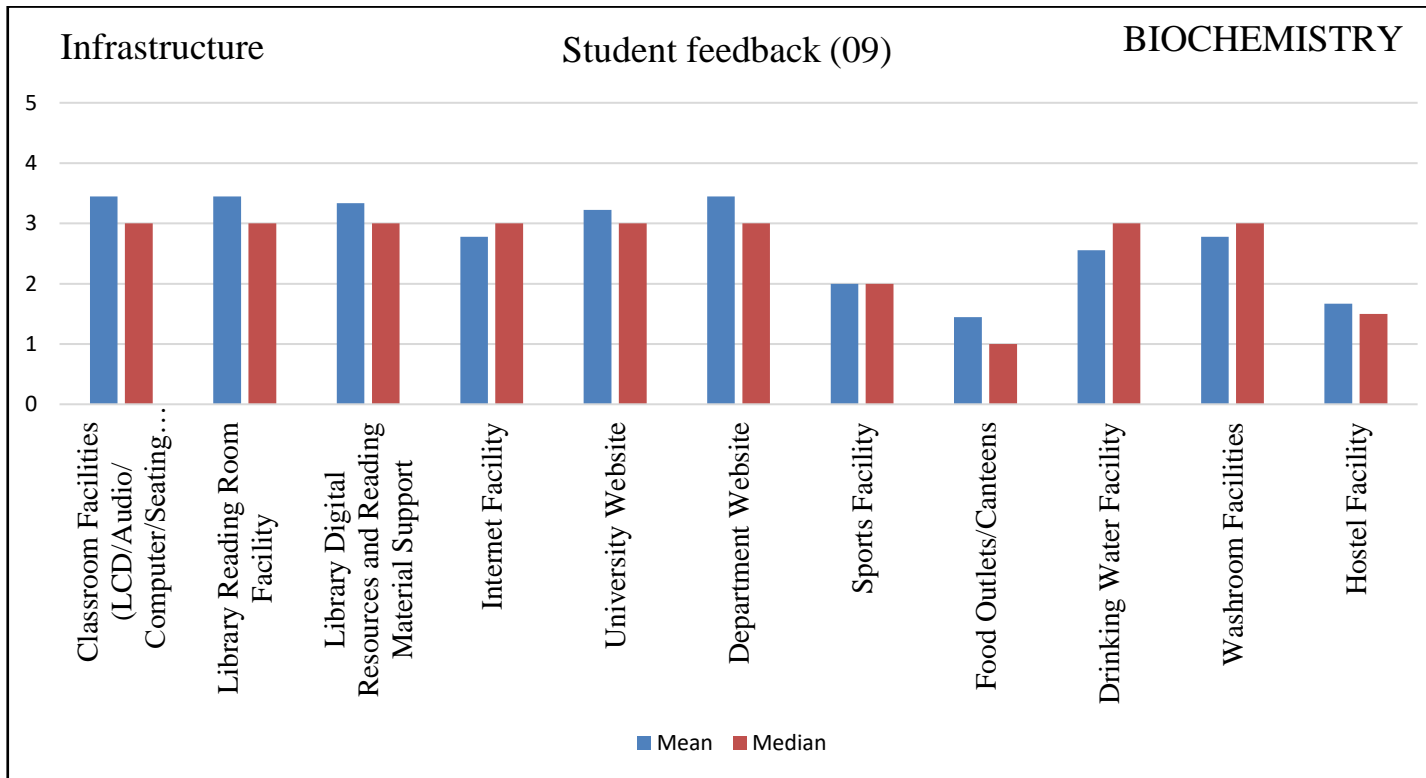
|           |  |    |
|-----------|--|----|
|           | <i>Skills/Competencies Developed During Course of Study</i>                | 4  |
| <b>2.</b> | <b>Student Feedback (Arranged by Attendance): Bar Charts</b>               |    |
|           | <i>Academic Experience</i>   | 5  |
|           | <i>Infrastructure</i>  | 6  |
|           | <i>Support System</i>  | 7  |
|           | <i>Skills/Competencies Developed During Course of Study</i>                | 8  |
| <b>2.</b> | <b>Student Feedback: Pie Chart</b>   |    |
|           | <i>“Would you recommend this university to others?”</i>                    | 09 |
| <b>3.</b> | <b>Table 1: Mean, Median, SD, Minimum, Maximum Value for Each Question</b> | 10 |
| <b>4.</b> | <b>Table 2: Frequency Distribution in Levels</b>                           | 13 |
| <b>5.</b> | <b>Table 3: Frequency Distribution in Percentage</b>                       | 15 |
| <b>6.</b> | <b>Verbatim Responses</b>  | 17 |

# Student Feedback

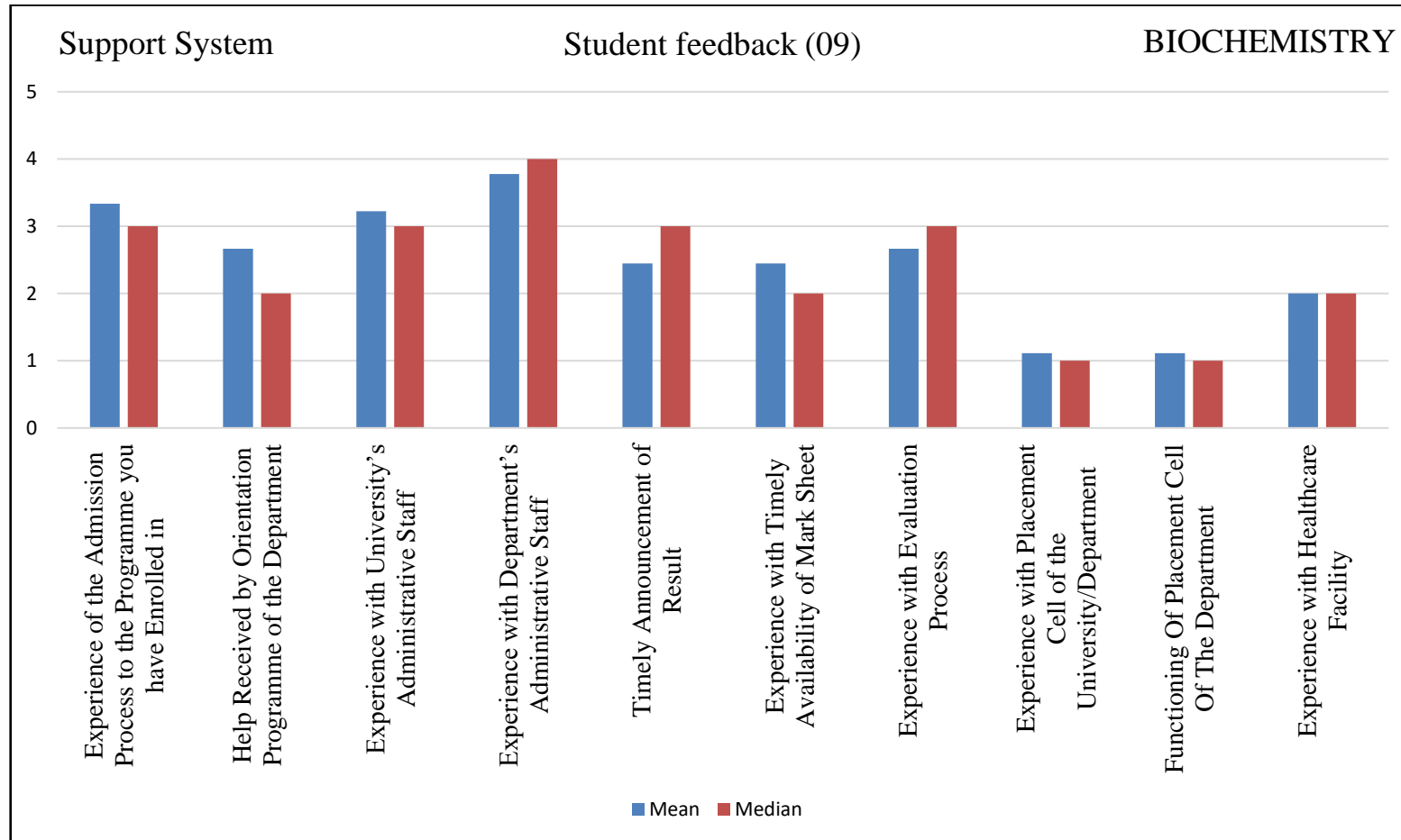
## Academic Experience



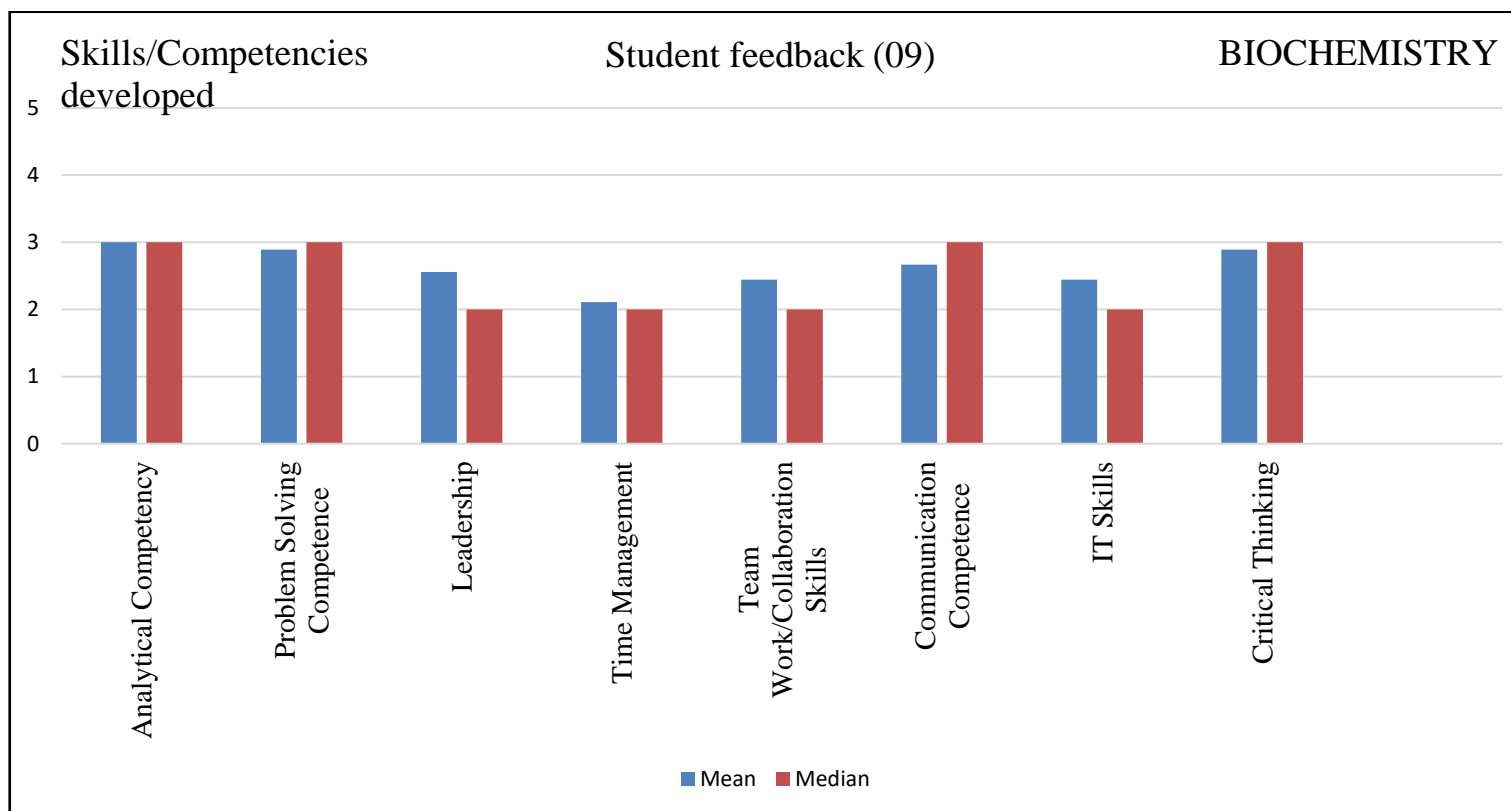
# Infrastructure



# Support System

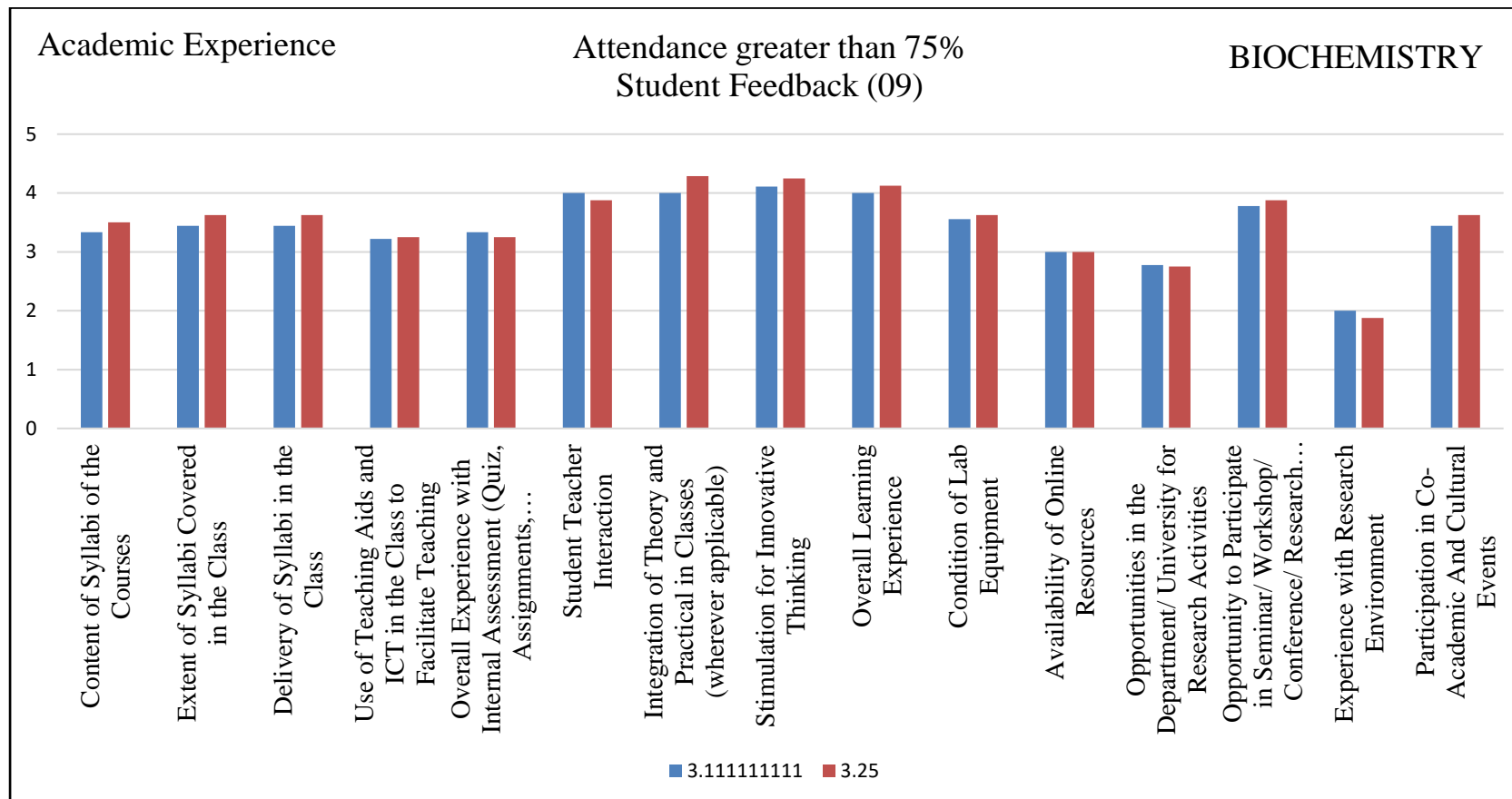


## Skills/Competencies Developed During Course of Study

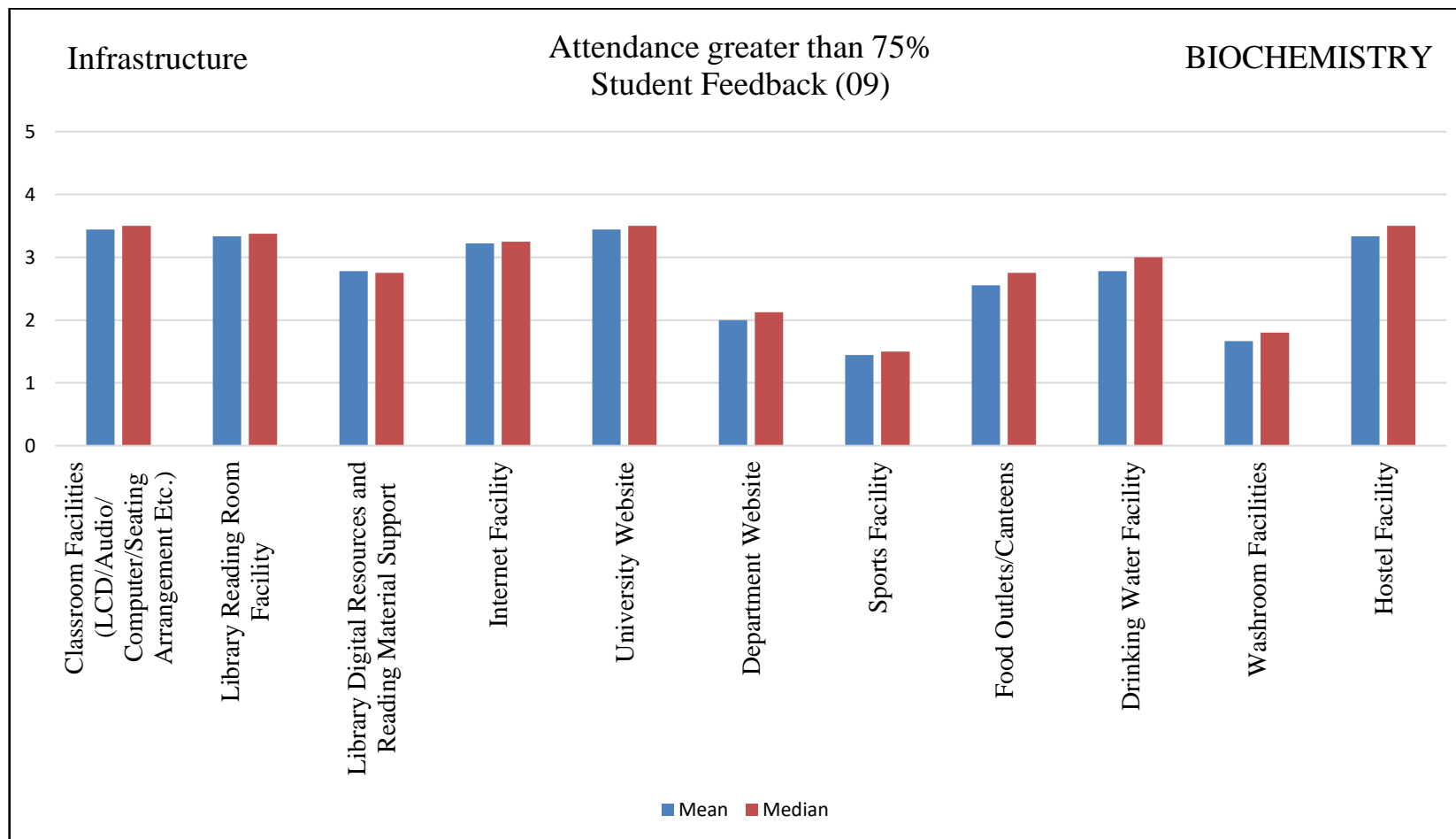


# Student Feedback as per Attendance

## Academic Experience

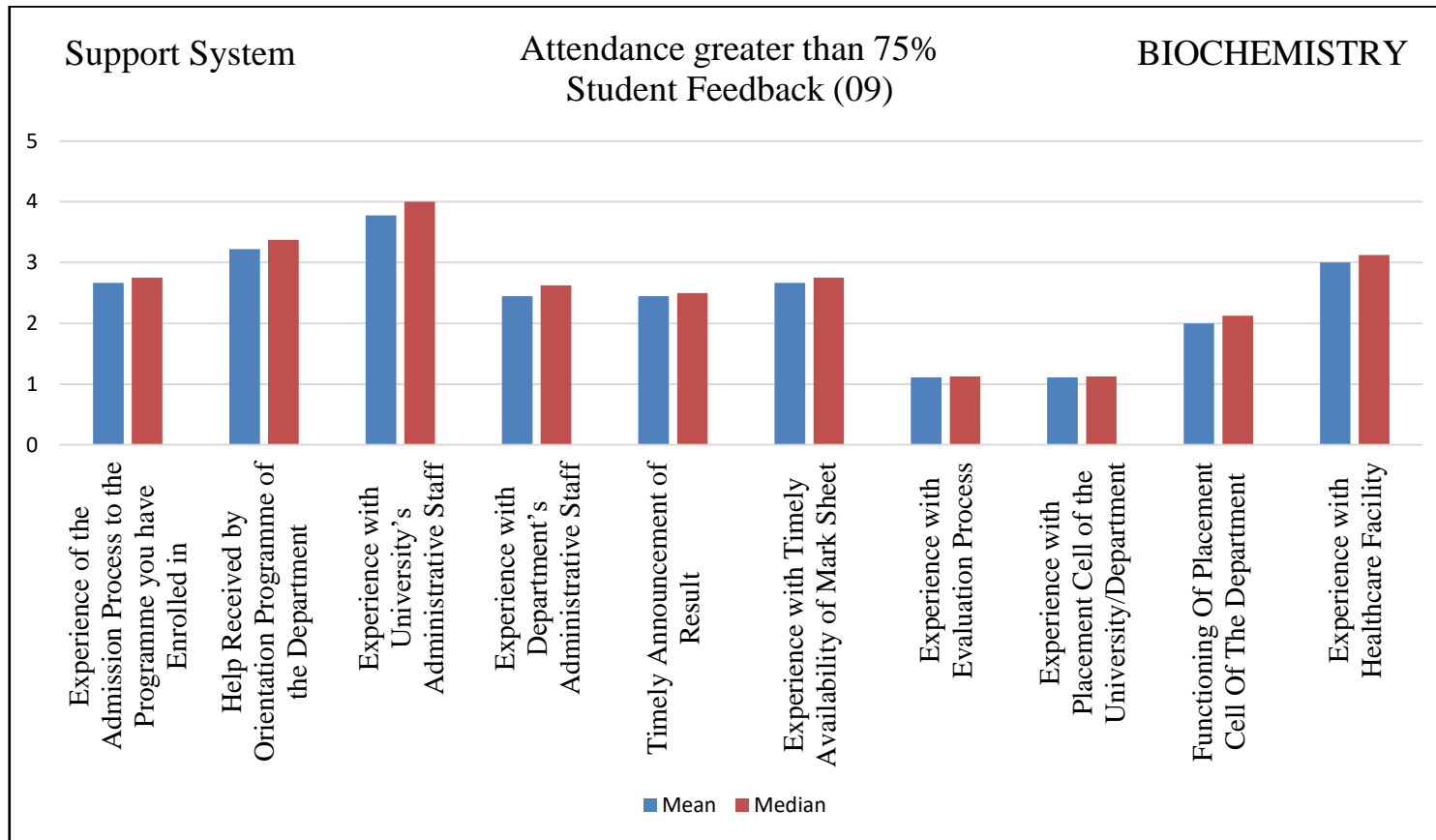


# Infrastructure

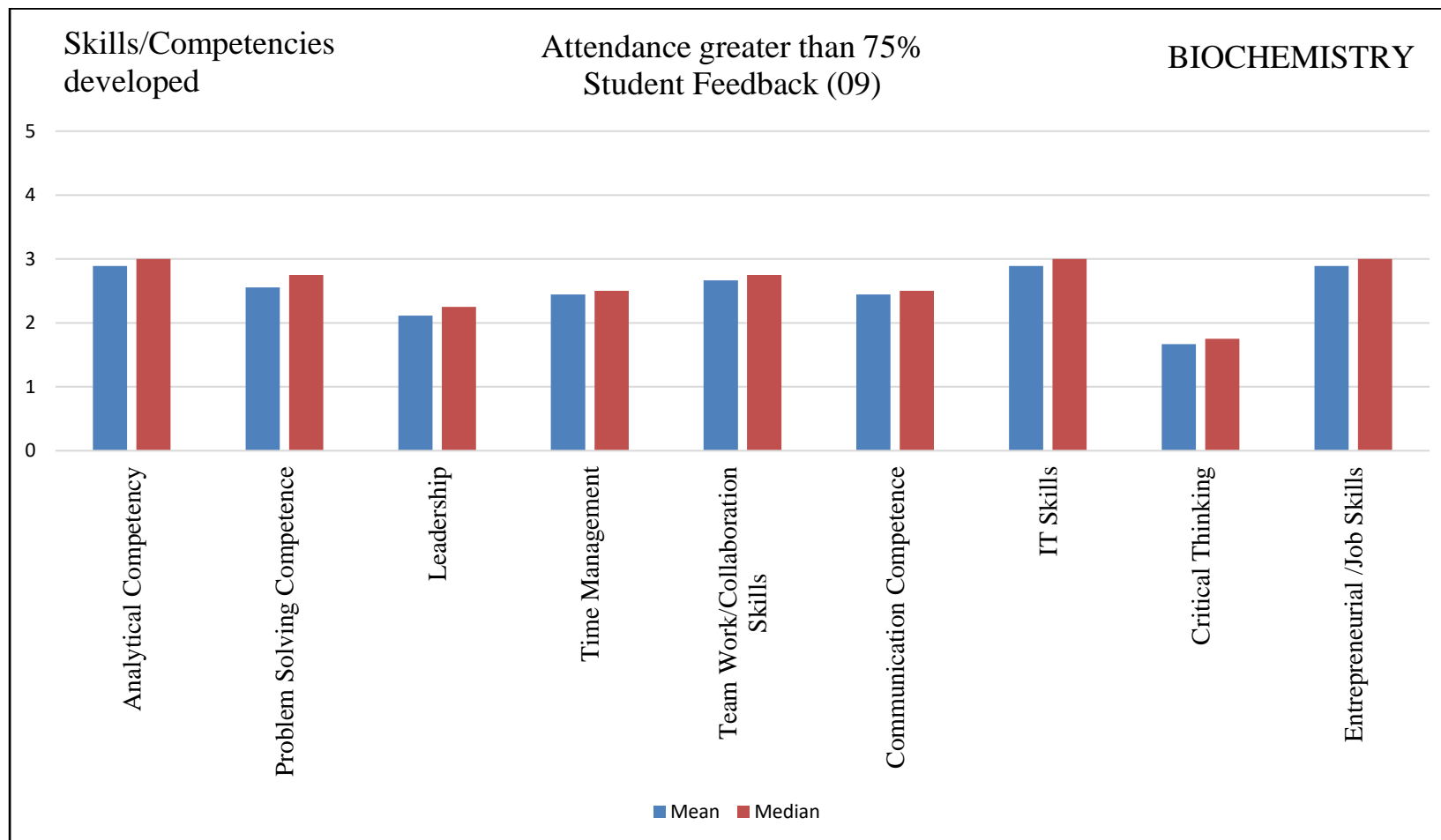




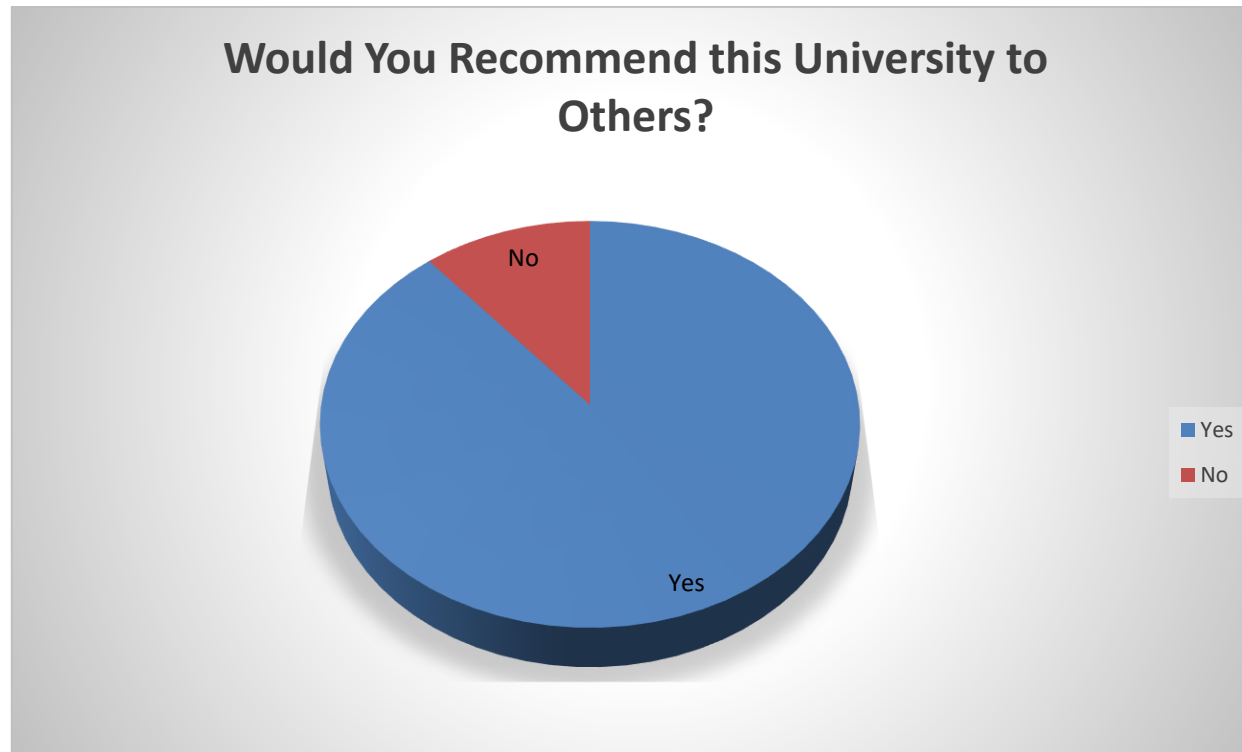
# Support System



## Skills/Competencies Developed During Course of Study



## Student Feedback on “Would you recommend this university to others?”



**TABLE 1: Mean, Median, Standard Deviation, Minimum, Maximum Value for Each Question (N=20)**

| <b>S.No</b> | <b>Category</b>   | <b>Mean</b> | <b>Median</b> | <b>Standard Deviation</b> | <b>Minimum</b> | <b>Maximum</b> |
|-------------|---|-------------|---------------|---------------------------|----------------|----------------|
| <b>A.</b>   | <b>Academic Experience</b>  |             |               |                           |                |                |
| 1           | Content of Syllabi of the Courses   | 3.11        | 3.00          | 0.93                      | 2.00           | 4.00           |
| 2           | Extent of Syllabi Covered in the Class  | 3.33        | 3.00          | 1.00                      | 2.00           | 5.00           |
| 3           | Delivery of Syllabi in the Class  | 3.44        | 3.00          | 0.88                      | 2.00           | 5.00           |
| 4           | Use of Teaching Aids and ICT in the Class to Facilitate Teaching                    | 3.44        | 4.00          | 1.01                      | 2.00           | 5.00           |
| 5           | Overall Experience with Internal Assessment (Quiz, Assignments, Presentations etc.) | 3.22        | 3.00          | 0.67                      | 2.00           | 4.00           |
| 6           | Student Teacher Interaction   | 3.33        | 3.00          | 1.00                      | 2.00           | 5.00           |
| 7           | Integration of Theory and Practical in Classes (wherever applicable)                | 4.00        | 4.00          | 0.87                      | 3.00           | 5.00           |
| 8           | Stimulation for Innovative Thinking   | 4.00        | 4.00          | 1.07                      | 2.00           | 5.00           |
| 9           | Overall Learning Experience   | 4.11        | 4.00          | 0.78                      | 3.00           | 5.00           |
| 10          | Condition of Lab Equipment  | 4.00        | 4.00          | 0.87                      | 3.00           | 5.00           |
| 11          | Availability of Online Resources  | 3.56        | 3.00          | 1.01                      | 2.00           | 5.00           |
| 12          | Opportunities in the Department/ University for Research Activities                 | 3.00        | 3.00          | 0.50                      | 2.00           | 4.00           |
| 13          | Opportunity to Participate in Seminar/ Workshop/ Conference/ Research Projects      | 2.78        | 3.00          | 0.44                      | 2.00           | 3.00           |
| 14          | Experience with Research Environment  | 3.78        | 4.00          | 0.83                      | 3.00           | 5.00           |

|           |   |      |      |      |      |      |
|-----------|---|------|------|------|------|------|
| 15        | Participation in Co-Academic And Cultural Events                          | 2.00 | 2.00 | 0.71 | 1.00 | 3.00 |
|           | <b>Overall</b>  | 3.41 |      |      |      |      |
| <b>B.</b> | <b>Infrastructure</b>   |      |      |      |      |      |
| 16        | Classroom Facilities (LCD/Audio/ Computer/Seating Arrangement Etc.)       | 3.44 | 3.00 | 1.01 | 2.00 | 5.00 |
| 17        | Library Reading Room Facility   | 3.44 | 3.00 | 1.01 | 2.00 | 5.00 |
| 18        | Library Digital Resources and Reading Material Support                    | 3.33 | 3.00 | 1.12 | 2.00 | 5.00 |
| 19        | Internet Facility   | 2.78 | 3.00 | 0.83 | 2.00 | 4.00 |
| 20        | University Website  | 3.22 | 3.00 | 0.83 | 2.00 | 5.00 |
| 21        | Department Website  | 3.44 | 3.00 | 0.53 | 3.00 | 4.00 |
| 22        | Sports Facility   | 2.00 | 2.00 | 1.32 | 1.00 | 5.00 |
| 23        | Food Outlets/Canteens   | 1.44 | 1.00 | 0.73 | 1.00 | 3.00 |
| 24        | Drinking Water Facility   | 2.56 | 3.00 | 0.88 | 1.00 | 4.00 |
| 25        | Washroom Facilities   | 2.78 | 3.00 | 1.20 | 1.00 | 4.00 |
| 26        | Hostel Facility   | 1.67 | 1.50 | 0.82 | 1.00 | 3.00 |
|           | <b>Overall</b>  | 2.74 |      |      |      |      |
| <b>C.</b> | <b>Support System</b>   |      |      |      |      |      |
| 27        | Experience of the Admission Process to the Programme you have Enrolled in | 3.33 | 3.00 | 1.00 | 2.00 | 5.00 |
| 28        | Help Received by Orientation Programme of the Department                  | 2.67 | 2.00 | 0.87 | 2.00 | 4.00 |
| 29        | Experience with University's Administrative Staff                         | 3.22 | 3.00 | 1.09 | 2.00 | 5.00 |
| 30        | Experience with Department's Administrative Staff                         | 3.78 | 4.00 | 0.97 | 2.00 | 5.00 |
| 31        | Timely Announcement of Result   | 2.44 | 3.00 | 1.01 | 1.00 | 4.00 |
| 32        | Experience with Timely Availability of Mark Sheet                         | 2.44 | 2.00 | 0.88 | 1.00 | 4.00 |
| 33        | Experience with Evaluation Process  | 2.67 | 3.00 | 0.87 | 1.00 | 4.00 |
| 34        | Experience with Placement Cell of the University/Department               | 1.11 | 1.00 | 0.33 | 1.00 | 2.00 |
| 35        | Functioning Of Placement Cell Of The Department                           | 1.11 | 1.00 | 0.33 | 1.00 | 2.00 |
| 36        | Experience with Healthcare Facility                                       | 2.00 | 2.00 | 0.71 | 1.00 | 3.00 |
|           | <b>Overall</b>  | 2.48 |      |      |      |      |
| <b>D.</b> | <b>Skills/Competencies Developed During Course of Study</b>               |      |      |      |      |      |
| 37        | Analytical Competency   | 3.00 | 3.00 | 0.50 | 2.00 | 4.00 |
| 38        | Problem Solving Competence  | 2.89 | 3.00 | 1.17 | 1.00 | 5.00 |

|           |                                      |      |      |      |      |      |
|-----------|--------------------------------------|------|------|------|------|------|
| 39        | Leadership                           | 2.56 | 2.00 | 1.33 | 1.00 | 5.00 |
| 40        | Time Management                      | 2.11 | 2.00 | 0.60 | 1.00 | 3.00 |
| 41        | Team Work/Collaboration Skills       | 2.44 | 2.00 | 0.53 | 2.00 | 3.00 |
| 42        | Communication Competence             | 2.67 | 3.00 | 1.12 | 1.00 | 5.00 |
| 43        | IT Skills                            | 2.44 | 2.00 | 1.13 | 1.00 | 5.00 |
| 44        | Critical Thinking                    | 2.89 | 3.00 | 1.17 | 1.00 | 5.00 |
| 45        | Entrepreneurial /Job Skills          |      |      |      |      |      |
|           | <b>Overall</b>                       | 2.63 |      |      |      |      |
| <b>E.</b> | <b>Overall University Experience</b> |      |      |      |      |      |
| 46        | Your Overall Academic Experience     | 2.89 | 3.00 | 0.60 | 2.00 | 4.00 |

**TABLE 2: Frequency Distribution in Levels (N=20)**

| S.No      | Category  | Below Average | Average | Good | Very Good | Excellent | Don't Know | Not Applicable |
|-----------|---|---------------|---------|------|-----------|-----------|------------|----------------|
| <b>A.</b> | <b>Academic</b>   |               |         |      |           |           |            |                |
| 1         | Content of Syllabi of the Courses   | 0             | 3       | 2    | 4         | 0         | 0          | 0              |
| 2         | Extent of Syllabi Covered in the Class  | 0             | 2       | 3    | 3         | 1         | 0          | 0              |
| 3         | Delivery of Syllabi in the Class  | 0             | 1       | 4    | 3         | 1         | 0          | 0              |
| 4         | Use of Teaching Aids and ICT in the Class to Facilitate Teaching                    | 0             | 2       | 2    | 4         | 1         | 0          | 0              |
| 5         | Overall Experience with Internal Assessment (Quiz, Assignments, Presentations etc.) | 0             | 1       | 5    | 3         | 0         | 0          | 0              |
| 6         | Student Teacher Interaction   | 0             | 2       | 3    | 3         | 1         | 0          | 0              |
| 7         | Integration of Theory and Practical in Classes (wherever applicable)                | 0             | 0       | 3    | 3         | 3         | 0          | 0              |
| 8         | Stimulation for Innovative Thinking   | 0             | 1       | 1    | 3         | 3         | 0          | 0              |
| 9         | Overall Learning Experience   | 0             | 0       | 2    | 4         | 3         | 0          | 0              |
| 10        | Condition of Lab Equipment  | 0             | 0       | 3    | 3         | 3         | 0          | 0              |
| 11        | Availability of Online Resources  | 0             | 1       | 4    | 2         | 2         | 0          | 0              |
| 12        | Opportunities in the Department/ University for Research Activities                 | 0             | 1       | 7    | 1         | 0         | 0          | 0              |
| 13        | Opportunity to Participate in Seminar/ Workshop/ Conference/ Research Projects      | 0             | 2       | 7    | 0         | 0         | 0          | 0              |
| 14        | Experience with Research Environment  | 0             | 0       | 4    | 3         | 2         | 0          | 0              |
| 15        | Participation in Co-Academic And Cultural Events                                    | 2             | 5       | 2    | 0         | 0         | 0          | 0              |
| <b>B.</b> | <b>Infrastructure</b>   |               |         |      |           |           |            |                |
| 16        | Classroom Facilities (LCD/Audio/ Computer/Seating Arrangement Etc.)                 | 0             | 1       | 5    | 1         | 2         | 0          | 0              |
| 17        | Library Reading Room Facility   | 0             | 1       | 5    | 1         | 2         | 0          | 0              |
| 18        | Library Digital Resources and Reading Material Support                              | 0             | 2       | 4    | 1         | 2         | 0          | 0              |
| 19        | Internet Facility   | 0             | 4       | 3    | 2         | 0         | 0          | 0              |
| 20        | University Website  | 0             | 1       | 6    | 1         | 1         | 0          | 0              |
| 21        | Department Website  | 0             | 0       | 5    | 4         | 0         | 0          | 0              |
| 22        | Sports Facility   | 4             | 3       | 1    | 0         | 1         | 0          | 0              |

|           |   |   |   |   |   |   |   |   |
|-----------|---|---|---|---|---|---|---|---|
| 23        | Food Outlets/Canteens   | 6 | 2 | 1 | 0 | 0 | 0 | 0 |
| 24        | Drinking Water Facility   | 1 | 3 | 4 | 1 | 0 | 0 | 0 |
| 25        | Washroom Facilities   | 2 | 1 | 3 | 3 | 0 | 0 | 0 |
| 26        | Hostel Facility   | 3 | 2 | 1 | 0 | 0 | 0 | 0 |
| <b>C.</b> | <b>Support System</b>   |   |   |   |   |   |   |   |
| 27        | Experience of the Admission Process to the Programme you have Enrolled in | 0 | 2 | 3 | 3 | 1 | 0 | 0 |
| 28        | Help Received by Orientation Programme of the Department                  | 0 | 5 | 2 | 2 | 0 | 0 | 0 |
| 29        | Experience with University's Administrative Staff                         | 0 | 3 | 2 | 3 | 1 | 0 | 0 |
| 30        | Experience with Department's Administrative Staff                         | 0 | 1 | 2 | 4 | 2 | 0 | 0 |
| 31        | Timely Announcement of Result   | 2 | 2 | 4 | 1 | 0 | 0 | 0 |
| 32        | Experience with Timely Availability of Mark Sheet                         | 1 | 4 | 3 | 1 | 0 | 0 | 0 |
| 33        | Experience with Evaluation Process  | 1 | 2 | 5 | 1 | 0 | 0 | 0 |
| 34        | Experience with Placement Cell of the University/Department               | 8 | 1 | 0 | 0 | 0 | 0 | 0 |
| 35        | Functioning Of Placement Cell Of The Department                           | 8 | 1 | 0 | 0 | 0 | 0 | 0 |
| 36        | Experience with Healthcare Facility                                       | 2 | 5 | 2 | 0 | 0 | 0 | 0 |
| <b>D.</b> | <b>Skills/Competencies Developed During Course of Study</b>               |   |   |   |   |   |   |   |
| 37        | Analytical Competency   | 0 | 1 | 7 | 1 | 0 | 0 | 0 |
| 38        | Problem Solving Competence  | 1 | 2 | 4 | 1 | 1 | 0 | 0 |
| 39        | Leadership  | 2 | 3 | 2 | 1 | 1 | 0 | 0 |
| 40        | Time Management   | 1 | 6 | 2 | 0 | 0 | 0 | 0 |
| 41        | Team Work/Collaboration Skills  | 0 | 5 | 4 | 0 | 0 | 0 | 0 |
| 42        | Communication Competence  | 1 | 3 | 4 | 0 | 1 | 0 | 0 |
| 43        | IT Skills   | 1 | 5 | 2 | 0 | 1 | 0 | 0 |
| 44        | Critical Thinking   | 1 | 2 | 4 | 1 | 1 | 0 | 0 |
| 45        | Entrepreneurial /Job Skills   | 4 | 4 | 1 | 0 | 0 | 0 | 0 |
| <b>E.</b> | <b>Overall University Experience</b>                                      |   |   |   |   |   |   |   |
| 46        | Your Overall Academic Experience  | 0 | 2 | 6 | 1 | 0 | 0 | 0 |



**TABLE 3: Frequency Distribution in Percentage (N=20)**

| S.No      | Category  | Below Average | Average | Good  | Very Good | Excellent | Don't Know | Not Applicable |
|-----------|---|---------------|---------|-------|-----------|-----------|------------|----------------|
| <b>A.</b> | <b>Academic</b>   |               |         |       |           |           |            |                |
| 1         | Content of Syllabi of the Courses   | 0.00          | 33.33   | 22.22 | 44.44     | 0.00      | 0.00       | 0.00           |
| 2         | Extent of Syllabi Covered in the Class  | 0.00          | 22.22   | 33.33 | 33.33     | 11.11     | 0.00       | 0.00           |
| 3         | Delivery of Syllabi in the Class  | 0.00          | 11.11   | 44.44 | 33.33     | 11.11     | 0.00       | 0.00           |
| 4         | Use of Teaching Aids and ICT in the Class to Facilitate Teaching                    | 0.00          | 22.22   | 22.22 | 44.44     | 11.11     | 0.00       | 0.00           |
| 5         | Overall Experience with Internal Assessment (Quiz, Assignments, Presentations etc.) | 0.00          | 11.11   | 55.56 | 33.33     | 0.00      | 0.00       | 0.00           |
| 6         | Student Teacher Interaction   | 0.00          | 22.22   | 33.33 | 33.33     | 11.11     | 0.00       | 0.00           |
| 7         | Integration of Theory and Practical in Classes (wherever applicable)                | 0.00          | 0.00    | 33.33 | 33.33     | 33.33     | 0.00       | 0.00           |
| 8         | Stimulation for Innovative Thinking   | 0.00          | 12.50   | 12.50 | 37.50     | 37.50     | 0.00       | 0.00           |
| 9         | Overall Learning Experience   | 0.00          | 0.00    | 22.22 | 44.44     | 33.33     | 0.00       | 0.00           |
| 10        | Condition of Lab Equipment  | 0.00          | 0.00    | 33.33 | 33.33     | 33.33     | 0.00       | 0.00           |
| 11        | Availability of Online Resources  | 0.00          | 11.11   | 44.44 | 22.22     | 22.22     | 0.00       | 0.00           |
| 12        | Opportunities in the Department/ University for Research Activities                 | 0.00          | 11.11   | 77.78 | 11.11     | 0.00      | 0.00       | 0.00           |
| 13        | Opportunity to Participate in Seminar/ Workshop/ Conference/ Research Projects      | 0.00          | 22.22   | 77.78 | 0.00      | 0.00      | 0.00       | 0.00           |
| 14        | Experience with Research Environment  | 0.00          | 0.00    | 44.44 | 33.33     | 22.22     | 0.00       | 0.00           |
| 15        | Participation in Co-Academic And Cultural Events                                    | 22.22         | 55.56   | 22.22 | 0.00      | 0.00      | 0.00       | 0.00           |
| <b>B.</b> | <b>Infrastructure</b>   |               |         |       |           |           |            |                |
| 16        | Classroom Facilities (LCD/Audio/ Computer/Seating Arrangement Etc.)                 | 0.00          | 11.11   | 55.56 | 11.11     | 22.22     | 0.00       | 0.00           |
| 17        | Library Reading Room Facility   | 0.00          | 11.11   | 55.56 | 11.11     | 22.22     | 0.00       | 0.00           |
| 18        | Library Digital Resources and Reading Material Support                              | 0.00          | 22.22   | 44.44 | 11.11     | 22.22     | 0.00       | 0.00           |
| 19        | Internet Facility   | 0.00          | 44.44   | 33.33 | 22.22     | 0.00      | 0.00       | 0.00           |
| 20        | University Website  | 0.00          | 11.11   | 66.67 | 11.11     | 11.11     | 0.00       | 0.00           |
| 21        | Department Website  | 0.00          | 0.00    | 55.56 | 44.44     | 0.00      | 0.00       | 0.00           |

|           |   |       |       |       |       |       |      |      |
|-----------|---|-------|-------|-------|-------|-------|------|------|
| 22        | Sports Facility   | 44.44 | 33.33 | 11.11 | 0.00  | 11.11 | 0.00 | 0.00 |
| 23        | Food Outlets/Canteens   | 66.67 | 22.22 | 11.11 | 0.00  | 0.00  | 0.00 | 0.00 |
| 24        | Drinking Water Facility   | 11.11 | 33.33 | 44.44 | 11.11 | 0.00  | 0.00 | 0.00 |
| 25        | Washroom Facilities   | 22.22 | 11.11 | 33.33 | 33.33 | 0.00  | 0.00 | 0.00 |
| 26        | Hostel Facility   | 50.00 | 33.33 | 16.67 | 0.00  | 0.00  | 0.00 | 0.00 |
| <b>C.</b> | <b>Support System</b>   |       |       |       |       |       |      |      |
| 27        | Experience of the Admission Process to the Programme you have Enrolled in | 0.00  | 22.22 | 33.33 | 33.33 | 11.11 | 0.00 | 0.00 |
| 28        | Help Received by Orientation Programme of the Department                  | 0.00  | 55.56 | 22.22 | 22.22 | 0.00  | 0.00 | 0.00 |
| 29        | Experience with University's Administrative Staff                         | 0.00  | 33.33 | 22.22 | 33.33 | 11.11 | 0.00 | 0.00 |
| 30        | Experience with Department's Administrative Staff                         | 0.00  | 11.11 | 22.22 | 44.44 | 22.22 | 0.00 | 0.00 |
| 31        | Timely Announcement of Result   | 22.22 | 22.22 | 44.44 | 11.11 | 0.00  | 0.00 | 0.00 |
| 32        | Experience with Timely Availability of Mark Sheet                         | 11.11 | 44.44 | 33.33 | 11.11 | 0.00  | 0.00 | 0.00 |
| 33        | Experience with Evaluation Process  | 11.11 | 22.22 | 55.56 | 11.11 | 0.00  | 0.00 | 0.00 |
| 34        | Experience with Placement Cell of the University/Department               | 88.89 | 11.11 | 0.00  | 0.00  | 0.00  | 0.00 | 0.00 |
| 35        | Functioning Of Placement Cell Of The Department                           | 88.89 | 11.11 | 0.00  | 0.00  | 0.00  | 0.00 | 0.00 |
| 36        | Experience with Healthcare Facility                                       | 22.22 | 55.56 | 22.22 | 0.00  | 0.00  | 0.00 | 0.00 |
| <b>D.</b> | <b>Skills/ Competencies Developed During Course of Study</b>              |       |       |       |       |       |      |      |
| 37        | Analytical Competency   | 0.00  | 11.11 | 77.78 | 11.11 | 0.00  | 0.00 | 0.00 |
| 38        | Problem Solving Competence  | 11.11 | 22.22 | 44.44 | 11.11 | 11.11 | 0.00 | 0.00 |
| 39        | Leadership  | 22.22 | 33.33 | 22.22 | 11.11 | 11.11 | 0.00 | 0.00 |
| 40        | Time Management   | 11.11 | 66.67 | 22.22 | 0.00  | 0.00  | 0.00 | 0.00 |
| 41        | Team Work/Collaboration Skills  | 0.00  | 55.56 | 44.44 | 0.00  | 0.00  | 0.00 | 0.00 |
| 42        | Communication Competence  | 11.11 | 33.33 | 44.44 | 0.00  | 11.11 | 0.00 | 0.00 |
| 43        | IT Skills   | 11.11 | 55.56 | 22.22 | 0.00  | 11.11 | 0.00 | 0.00 |
| 44        | Critical Thinking   | 11.11 | 22.22 | 44.44 | 11.11 | 11.11 | 0.00 | 0.00 |
| 45        | Entrepreneurial /Job Skills   | 44.44 | 44.44 | 11.11 | 0.00  | 0.00  | 0.00 | 0.00 |
| <b>E.</b> | <b>Overall University Experience</b>                                      |       |       |       |       |       |      |      |
| 46        | Your Overall Academic Experience  | 0.00  | 22.22 | 66.67 | 11.11 | 0.00  | 0.00 | 0.00 |

## Verbatim Responses

1. The South campus of university lacks even minimum sports infrastructure which is shameful (Badminton is an indoor sport) and the university event “Varchasv” is for namesake.
2. Despite industries having jobs there are no placement opportunities in university and the placement cell offers jobs in other spheres like IT and sales. The course hence can be more carrier oriented.
3. The work during dissertation should be pre-planned as in some courses and the final semester should only be dedicated to dissertation work which should be limited to 6 months.
4. University should give funding for educational trip.
5. For internal evaluation, a prior list of all the to do list be given or decided be faculty; it becomes difficult for the student to manage/prepare multiple assignments, test presentations, quiz for all the subject on same day.
6. Along with students, faculties must also be concerned with timings as well. Some of them usually do not take their lectures in their scheduled slots then ask for extra classes either on Saturday or off slots, which becomes difficult for students to manage.
7. The last semester is very hectic; along with dissertation; the four core subjects are not good idea. The subject like microbiology can be shifted in second semester (if possible) from my point of view, second semester was excessively light.
8. Dissertation should be uniform in terms of work pattern/allotment of projects in each lab. Also. The entire work done by a student should be included at least in his/her thesis. For some student it's very bad to hear they did/performed a lot of work & still get comment on final presentation-only this much work. A step should be taken appropriately.

9. The department should bring up new opportunities for students like placements in industries/abroad.
10. Hostel facilities should be improved, as the students have to spare a lot of time commuting.
11. In fourth semester, the number of subjects/courses of studies should be reduced in order to help students devote the time in their in their dissertation work/ preparation for CSIR/ICMR.
12. A part of course should include the student's workshop/students internship in other universities or institutes, this will help students build skills like writing and communication. Moreover, they will get to build some contacts useful for their future.
13. The dissertation work should be streamlined, as the topic should be decided at the starting of the tenure.
14. In last semester during dissertation, not more than one subject should be there like other departments.
15. Saturdays should be off.
16. Hostel facility should be there for mostly students.
17. Placement cell of the department should be there.
18. These should be not more than 2 subjects with dissertation in last semester as having four theory along with dissertation becomes too hectic in last semester. We cannot even prepare for upcoming entrances like NET/DBT etc.
19. The placement cell of the department needs to be strengthened and students should be exposed to more placement opportunities.
20. There should be at least two days holidays including Sunday and students should allow to leave. If they completed their work soon, because this is necessary for students to get the time for their self study and to carry out some stress buster activities.